

STANDARD DIMENSIONS

	PART NUMBER	VOLUME	A INCHES (MM)	B INCHES (MM)	C INCHES (MM)	D INCHES (MM)
FIGURE 1	201-060-12-033-26	60 ml	1.44" (36.6)	1.21" (30.7)	6.85" (174.0)	1.31" (33.3)
	201-060-12-033-36	60 ml	1.44" (36.6)	1.21" (30.7)	6.99" (177.5)	1.46" (37.0)
FIGURE 2	201-060-12-033-27	60 ml	1.47" (37.3)	1.21" (30.7)	6.99" (177.6)	1.46" (37.1)
	201-060-12-033-37	60 ml	1.47" (37.3)	1.21" (30.7)	6.83" (173.5)	0.57" (14.5)
FIGURE 3	501-375-02-058-42	375 ml	2.29" (58.2)	1.94" (49.3)	12.99" (330.0)	1.10" (28.0)

***NOTE: IMPINGERS ARE SHOWN WITH SAVILLEX CLOSURES FOR REFERENCE**

FIGURE 1

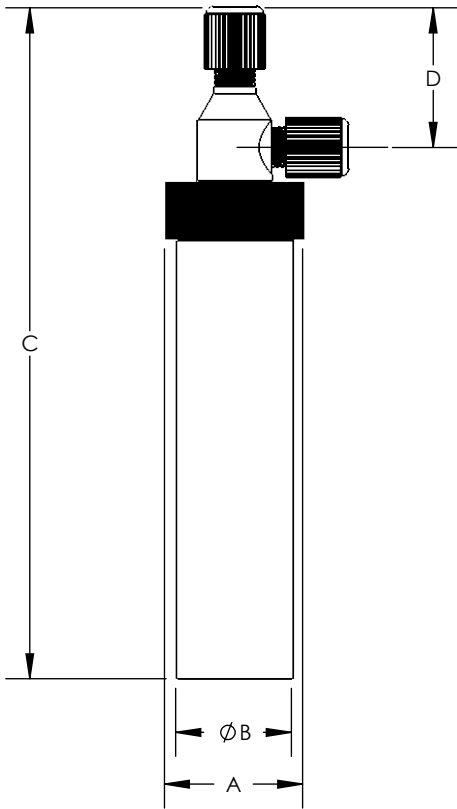


FIGURE 2

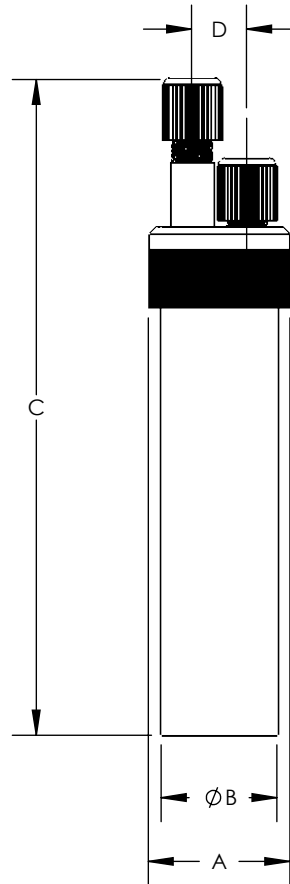
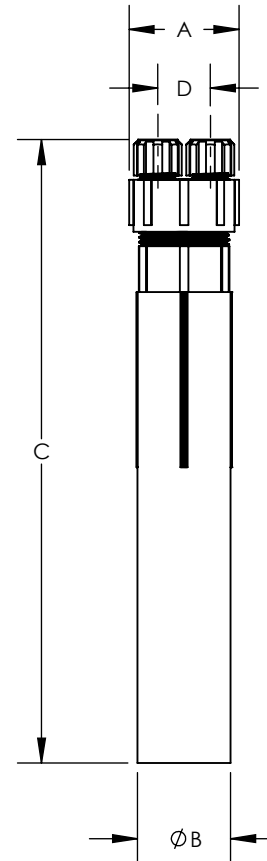


FIGURE 3



TITLE:
**IMPINGER
 DIMENSIONS**